

KEEPING FAMILIES COMFORTABLE FOR OVER 30 YEARS

high efficiency
FURNACES



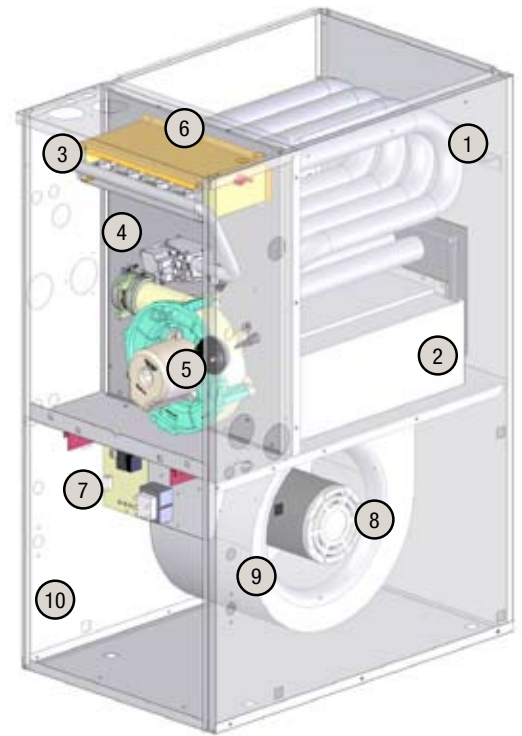
napoleonheatingandair.com



HEATING & AIR CONDITIONING

HIGH EFFICIENCY

1. Corrosion Resistant Heavy Gauge Aluminized-Steel Tubular Triple-Pass Heat Exchanger
 - Controlled wrinkle-bend design of heat exchanger creates tubes with consistent thickness and no weak areas
 - Highly-efficient triple pass tubular design has a large surface area to maximize heat transfer
 - Each row of tubes is offset to increase turbulence in the airflow and maximize heat transfer
 - Backed by a limited lifetime and limited replacement guarantee* for your peace-of-mind
2. Stainless Steel Heat Recovery Coil
 - Extracts the remaining heat from the flue gases once they exit the triple-pass heat exchanger
 - Increases efficiency by evenly distributing the remaining heat to the coil's large fins
 - Backed by a limited lifetime and limited replacement guarantee* for your peace-of-mind
3. Aluminized Multi-Port in Shot Burners
 - Corrosion resistant burners
 - Perfectly shapes the flame cone for maximum energy efficiency
4. 95% Two-Stage Gas Valve
 - First/low-stage operates at 60% of full capacity for optimum fuel efficiency on most days
 - Second/high-stage provides maximum heat for bitter cold days and quick recovery for thermostat set back
 - 95% efficiency is consistent on low fire or high fire



HIGH-QUALITY COMPONENTS

5. Induced Draft Venting
 - Maximizes the heat transfer efficiency of the exchanger design through sealed combustion
6. Silicone Nitride Hot Surface Igniter
 - Ignites the burners electronically for safe and efficient operation
 - Eliminates the pilot light that consumes fuel while the furnace is in standby mode
 - More reliable and durable than other ignition systems
7. Self Diagnostic Integrated Furnace Control (IFC)
 - Contains LED service indicator lights to ensure quick and accurate service calls
 - Constantly monitors all safety devices
 - Interfaces with additional home comfort products using simple plug-in connections
 - Mounted between the blower rails for easy accessibility

**Variable Speed
(ECM) Technology**
ECM=Electronically
Commutated Motor



Reduces electrical consumption by
20% over conventional blower motors

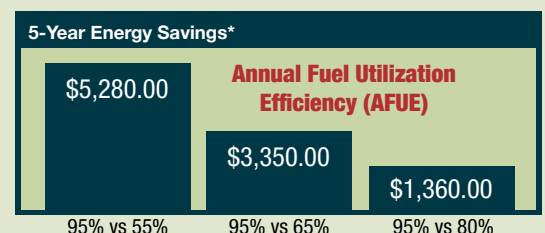
DESIGNED TO BE QUIET

8. 95% Electronically Commutated Motor (ECM)
 - Reduces electrical consumption by 20% over conventional blower motors
 - Reduces noise levels by gradually increasing motor RPM's at start-up and ramping down slowly on shut down
 - On continuous fan speed, the ECM motor consumes 60-80 watts compared to 400 watts for a conventional motor
 - Airflow can be matched with the needs of the home, eliminating "gusts" of hot or cold air
 - Easily adapted for continuous slow speed operation
9. Dynamically Balanced Blower Assembly on Rails
 - WHISPER QUIET™ operation
 - Easily removed for servicing with the removal of two screws and a plug-in electrical connector
 - Rails support the weight of the blower for easy service in all positions
10. Durable Sound Reducing Insulated Cabinet
 - Baked-on epoxy-based powder paint resists scratching and corrosion
 - Sound-absorbing and foil-faced insulation retains heat, quiets operation and reduces installation clearance to combustibles
 - Knock-outs for all gas, electrical and venting connections
 - Aluminized steel base for corrosion resistance

**95% AFUE translates into significantly
lower fuel bills**

Higher AFUE = More comfort for every dollar spent. The Annual Fuel Utilization Efficiency (AFUE) measures the amount of fuel converted to space heat in proportion to the amount of fuel entering the furnace. This is commonly expressed as a percentage. AFUE works much like the miles-per-gallon rating on a car - the higher the rating, the lower the fuel costs.

*If a furnace is 25 years old or older, chances are that it has a rating of only 55% to 65% AFUE.



*See warranty for details

SPECIFICATIONS

HEATING CAPACITIES

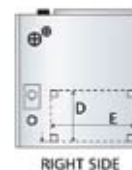
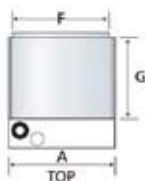
Model 95%	NG95V060-3*	NG95V080-3*	NG95V080-4*	NG95V100-5*	NG95V120-5*
Efficiency (AFUE)	95%	95%	95%	95%	95%
Input High (BTU) 0-2000	60,000	80,000	80,000	100,000	120,000
Output High (BTU) 0-2000	57,000	76,000	76,000	95,000	114,000
Input Low (60%) (BTU) 0-2000	36,000	48,000	48,000	60,000	72,000
Output Low (60%) (BTU) 0-2000	34,200	45,600	45,600	57,000	68,400
Input High (BTU) 2000-4500	54,000	72,000	72,000	90,000	108,000
Output High (BTU) 2000-4500	51,300	68,400	68,400	85,500	102,600
Input Low (60%) (BTU) 2000-4500	32,400	43,200	43,200	54,000	64,800
Output Low (60%) (BTU) 2000-4500	30,780	41,040	41,040	51,300	61,560

Model 93%	NG93A040-2	NG93A060-3	NG93A080-3	NG93A080-4	NG93A100-3	NG93A100-5	NG93A120-5
Efficiency (AFUE)	93%	93%	93%	93%	93%	93%	93%
Input (BTU) 0-2000	40,000	60,000	80,000	80,000	100,000	100,000	120,000
Output (BTU) 0-2000	37,200	55,800	74,400	74,400	93,000	93,000	111,600
Input (BTU) 2000-4500	36,000	54,000	72,000	72,000	90,000	90,000	108,000
Output (BTU) 2000-4500	33,480	50,220	66,960	66,960	83,700	83,700	100,440

CABINET DIMENSIONS (INCHES)

Model 95%	NG95V060-3*	NG95V080-3*	NG95V080-4*	NG95V100-5*	NG95V120-5*
Width (A)	17	18.5	18.5	20.5	23.5
Depth (B)	29	29	29	29	29
Height (C)	40	40	40	40	40
Supply Air (F x G)	16 x 20	17.5 x 20	17.5 x 20	19.5 x 20	22.5 x 20
Return Air (D x E)	14 x 22	14 x 22	14 x 22	14 x 22	14 x 22

Model 93%	NG93A040-2	NG93A060-3	NG93A080-3	NG93A080-4	NG93A100-3	NG93A100-5	NG93A120-5
Width (A)	17	18.5	18.5	20.5	23.5	20.5	23.5
Depth (B)	29	29	29	29	29	29	29
Height (C)	40	40	40	40	40	40	40
Supply Air (F x G)	16 x 20	17.5 x 20	17.5 x 20	19.5 x 20	22.5 x 20	19.5 x 20	22.5 x 20
Return Air (D x E)	14 x 22	14 x 22	14 x 22	14 x 22	14 x 22	14 x 22	14 x 22



AIRFLOW AND COOLING

Model 95%	NG95V060-3*	NG95V080-3*	NG95V080-4*	NG95V100-5*	NG95V120-5*
A/C Cooling (tons)	1.5, 2, 2.5, 3	1.5, 2, 2.5, 3	2, 2.5, 3	2, 3, 4, 5	2, 3, 4, 5
CFM Range @ .50 WC	600-1200	600-1200	600-1600	600-2000	600-2000
CFM Low Fire @ .20 WC	700	1085	1065	1325	1685
CFM High Fire @ .20 WC	845	1385	1385	1740	2190
Electronically Commutated Motor Variable Speed - (ECM)	1/2 hp	1/2 hp	3/4 hp	1 hp	1 hp

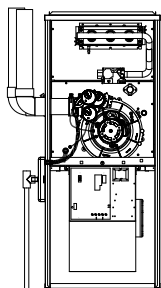
Model 93%	NG93A040-2	NG93A060-3	NG93A080-3	NG93A080-4	NG93A100-3	NG93A100-5	NG93A120-5
A/C Cooling Capacity (tons)	2	3	3	4	3	5	5
Max CFM@.20WC	1000	1300	1500	1900	1700	2200	2400
Max CFM@.50WC	800	1200	1200	1600	1200	2000	2000
Motor-PSC Direct Drive	1/3 hp (3 speed)	1/2 hp (4 speed)	1/2 hp (4 speed)	3/4 hp (4 speed)	3/4 hp (4 speed)	3/4 hp (4 speed)	3/4 hp (4 speed)

VENTING

Model 95%	NG95V060-3*	NG95V080-3*	NG95V080-4*	NG95V100-5*	NG95V120-5*
Venting Length (feet)	100	100	100	100	100

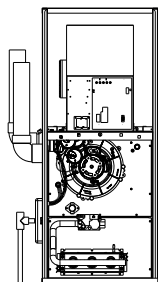
Model 93%	NG93A040-2	NG93A060-3	NG93A080-3	NG93A080-4	NG93A100-3	NG93A100-5	NG93A120-5
Venting Length (feet)	100	100	100	100	100	100	100

Clearance to combustibles (upflow) on the top, front, sides and base is 0 inches (24 inches required in front for servicing). Certified for closet installations. *NG95V models qualify for the USA high-efficiency federal tax credit.



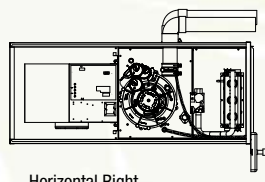
Upflow

- 3 exhaust and intake options (right side, left side, left top)
- 2 condensate trap options (right or left side)
- 2 gas and electrical supply options (right or left side)



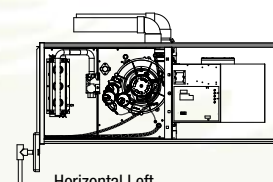
Downflow

- 2 exhaust and intake options (right side, left side)
- 2 condensate trap options (right or left side)
- 2 gas and electrical supply options (right or left side)



Horizontal Right

- 2 exhaust options (right side, top)
- 3 intake options (right side, top and bottom)
- 1 condensate trap option (right side)
- 2 gas and electrical supply options (top or bottom)



Horizontal Left

- 1 exhaust option (top)
- 3 intake options (left side, top and bottom)
- 1 condensate trap option (left side)
- 2 gas and electrical supply options (top or bottom)

Other Napoleon® Products



Waterfalls



Patio Heaters



Patioflame®



Outdoor Gas Fireplace



Electric Fireplaces



Direct Vent Fireplaces



Wood Stoves



Gas Inserts



Gourmet Gas Grills

Tested to ASTM E 1509, UL 1482, ULCS627. This heater is EPA exempt from phase II requirements, but has been tested for emissions using EPA test methods by Warnock Hersey. Consult your owner's manual for complete installation instructions and check all local and national building codes. All specifications and designs are subject to change without notice to allow for on-going product improvement. Images may not be exactly as shown. Patent U.S. 5,307,801, 5,303,693, 75054, 417497 - Can. 2,073,411, 2,082,915, 74589 © Wolf Steel Ltd. Napoleon® is a registered trademark of Wolf Steel Ltd.



- 24 Napoleon Road, Barrie, Ontario, Canada L4M 4Y8
- 103 Miller Drive, Crittenden, Kentucky, USA 41030
- 7200 Trans Canada Highway, Montreal, Quebec, Canada H4T 1A3
- Pomona, California 91766

Tel: 705-721-1212 Fax: 705-722-6031
www.napoleonheatingandair.com



Printed in Canada
ADBRHVAC 05/2008